



# **Yellow Pages Display Ads**

Artwork Guidelines



## Index

General Information	2
Using This Document	3
Display Ad Sizes	4
Mandatory Information	5
Text Sizes & Fonts	6
Colour Information	7
Image Information	8
File Formats	9
Mobile (QR) Codes	10
Artwork in Trade Ads	11
Art Requirements at a Glance	12

## DISPLAY ADS OVERVIEW

Display Ads are the best option to provide valuable information to prospective customers.

It allows advertisers to stand out from their competitors with an advert that can be highly branded with images and logos.

Display Ads are flexible in terms of the content they can contain.

## SUBMITTING OR CHANGING YOUR ARTWORK

To submit or change your artwork, just call **13 23 78** or email [customer care@yellow.com.au](mailto:customer care@yellow.com.au) We'll get it sorted.

## IMPORTANT NOTE

- All ads are subject to the Product Terms ("Terms") located at [www.yellow.com.au/terms](http://www.yellow.com.au/terms)
- Sensis reserves the right to change any of the information in this document at any time without notice.
- Advertiser acknowledges that they are the owner of, or legally authorised to use, any business name, trade mark, trade name, design, logo, photograph, illustration, graphic, artwork or other material forming part of the advertising products and that you indemnify Sensis Pty Ltd and Telstra Corporation Ltd ABN 33 051 775 556 in accordance with the Terms. For more information, customers are to contact their Yellow Pages Media Sales Advisor.
- Responsibility for the quality and suitability of all supplied artwork files rests with the Advertiser.

## All Display Ads:

- Need to have an easily recognisable external border. Logos, illustrations or copy matter may be used to form borders
- They can have multiple images, many different colours and a variety of other content
- Display Ads are designed to attract the eye and attract new business by gaining the attention of people searching by heading
- Each Display Ad includes a complimentary In-Column Anchor entry under the same heading without an additional charge
- Display Ads are ordered via size and date of signing. So a full page will come first and a size one later in the heading
- Ads purchased earlier will come before those purchased later

## Index

General Information	2
Using This Document	3
Display Ad Sizes	4
Mandatory Information	5
Text Sizes & Fonts	6
Colour Information	7
Image Information	8
File Formats	9
Mobile (QR) Codes	10
Artwork in Trade Ads	11
Art Requirements at a Glance	12

Yellow Pages Book advertisements not only have technical requirements, but content requirements to ensure accuracy of the information, to make sure they are in line with our advertising guidelines and to make the Book easy to use for all the potential customers.

If the artwork doesn't meet all the requirements set out in this document, it may be rejected or altered before going to print. Please use the following checklist to make sure the artwork is suitable.

### IF ADVERTISER WANTS TO SEND IN A WHOLE ADVERTISEMENT

Please Review		Check
Product Sizes	Page 4	
Mandatory information	Page 5	
Text Sizes & Fonts	Page 6	
Colour Information	Page 7	
Image Information	Page 8	
File Formats	Page 9	
Mobile (QR) Codes	Page 10	

### IF ADVERTISER WANTS TO SEND IN A NEW LOGO

Please Review		Check
Mandatory information	Page 5	
Text Sizes & Fonts	Page 6	
Colour Information	Page 7	
Image Information	Page 8	

### IF ADVERTISER WANTS TO SEND IN A NEW IMAGE

Please Review		Check
Text Sizes & Fonts (if applicable)	Page 6	
Colour Information	Page 7	
Image Information	Page 8	

**Product Sizes:** Gives you the dimensions of the Display Ads.

— page 4

**Mandatory Information:** A summary of the critical information that will often need to be included in your advert.

**Please Note:** Failure to include all the necessary information means your artwork can be either **rejected** or **altered** before going to print.

— page 5

**Text Sizes & Fonts:** A guide to the minimum font sizes and weights to be used in Display Ads.

— page 6

**Colour Information:** Information about the colour type of your product (Process, Knockout, Spot or Black).

— page 7

**Image Information:** Information and requirements for sending in images, both pixel based and in vector.

— page 8

**File Formats:** Details around acceptable file formats and preferred setting when sending artwork.

— page 9

**Mobile (QR) Codes:** A guide to using Mobile (QR) codes in Yellow Pages Display Ads.

— page 10

**Artwork in Trade Ads:** Sizes for artwork in Trade Ads.

— page 11


# Yellow Pages Book - Display Ad Sizes



## Index

General Information	2
Using This Document	3
Display Ad Sizes	4
Mandatory Information	5
Text Sizes & Fonts	6
Colour Information	7
Image Information	8
File Formats	9
Mobile (QR) Codes	10
Artwork in Trade Ads	11
Art Requirements at a Glance	12

DISPLAY ADS			
<div>1 Unit</div> <div></div> <div>Width: 40.2mm    Height: 55.0mm</div>	<div>2 Unit</div> <div></div> <div>Width: 82.9mm    Height: 55.0mm</div>	<div>3 Unit</div> <div></div> <div>Width: 125.6mm    Height: 55.0mm</div>	
<div>4 Unit</div> <div></div> <div>Width: 82.9mm    Height: 112.9mm</div>	<div>6 Unit</div> <div></div> <div>Width: 125.6mm    Height: 112.9mm</div>	<div>8 Unit</div> <div></div> <div>Width: 168.3mm    Height: 112.9mm</div>	
<div>12 Unit</div> <div></div> <div>Width: 125.6mm    Height: 228.6mm</div>	<div>16 Unit</div> <div></div> <div>Width: 168.3mm    Height: 228.6mm</div>	<div>These are the display ad sizes.</div>	
TARGET ADS (GUIDE HEADINGS)			
<div>1 Unit</div> <div></div> <div>Width: 40.2mm Height: 51.2mm</div>	<div>2 Unit</div> <div></div> <div>Width: 40.2mm Height: 76.9mm</div>	<div>3 Unit</div> <div></div> <div>Width: 40.2mm Height: 104.1mm</div>	<div>4 Unit</div> <div></div> <div>Width: 40.2mm Height: 130.9mm</div>



## Index

General Information	2
Using This Document	3
Display Ad Sizes	4
Mandatory Information	5
Text Sizes & Fonts	6
Colour Information	7
Image Information	8
File Formats	9
Mobile (QR) Codes	10
Artwork in Trade Ads	11
Art Requirements at a Glance	12

When designing adverts, or briefing designers there are a few things to keep in mind to ensure the advert is in line with both Sensis Advertising Rules and any fair trading acts that may be relevant to the state or territory.

### BUSINESS NAME

The business name used in advertisement must be in accordance with relevant state and territory legislation unless it is that of a sole trader trading in their own name or a partnership trading in the names of the partners.

### BUSINESS ADDRESS

In most cases all **Display** products needs to have the address where your business is physically located. Some exceptions apply when advertising with a 13, 1300, 1800 or a 1900 number.

### TELEPHONE NUMBER/S

Except for some Awareness products, all advertisements should include at least one phone number.

### TELEPHONE NUMBER AREA CODES

Telephone area codes are automatically suppressed if it's the area code for the region the directory covers.

### CALL TRACKED ADVERTISING

If the advert is part of the Yellow Pages Call Tracking Program, phone numbers are replaced with ones provided by Sensis. Calls to these numbers are counted via the Call Tracking Program and the totals are reported within the My Reporting tab in myAccount.

To access myAccount, login via myYellow at <https://my.yellow.com.au>

All eligible numbers that can be replaced with a Call Tracking Number will be replaced.

### ADVERTISER CHANGING CONTACT DETAILS

If advertisers are sending a new artwork that includes a change to their contact details, such as phone number/s or address or email contact details from previous advertising with Yellow Pages, they would need to indicate these changes when submitting the new artwork if the new contact details are for;

**Advertising Only**, meaning the update is only to be displayed in the advert for clients to contact the advertiser.

Or

**Advertising & Sensis Correspondence**, meaning that we also need to update our records of how to contact the advertiser and where to send any correspondence from Sensis Pty Ltd.

### Borders

All Display Ads must have an easily recognisable external border. Logos, illustrations or copy matter may be used to form borders, provided the advertisement remains encased. Borders do not have to conform to the maximum dimensions of the advertisement.

Minimum external border thickness is **one (1) point** for black and for colour. Borders in white or yellow of any shade or colour variation of yellow are not permitted.

Advertisements incorporating more than one business must have a **4 point black border around the entire collection of ads. No exceptions given.**

# Yellow Pages Book - Display Ads Text Sizes & Fonts



## Index

General Information	2
Using This Document	3
Display Ad Sizes	4
Mandatory Information	5
Text Sizes & Fonts	6
Colour Information	7
Image Information	8
File Formats	9
Mobile (QR) Codes	10
Artwork in Trade Ads	11
Art Requirements at a Glance	12

## Text Sizes

### Artwork Text Minimum:

### Size (points)

### Example of Fonts Weights & Styles

Black text on a white background or the Yellow Pages yellow background

6 regular

regular

Yellow Pages

Black text on coloured background

7 medium

medium

Yellow Pages

White text on a black background

7 medium

medium

Yellow Pages

Coloured (incl. grey) Text (any background - must be legible)

7 medium

medium

Yellow Pages

White text on coloured background

7 medium

medium

Yellow Pages

All 'fine' and 'light' font weights

10 light/fine

light

Yellow Pages

All script fonts

9 regular

*Script*

*Yellow Pages*

However this is still a guide for **minimum size** and Advertisers are encouraged to use **larger font sizes where possible.**

## FONTS

(Sensis will not install or manage fonts supplied by Advertisers)

All fonts used in an Advertiser supplied artwork must be converted to outlines/curves/paths or rasterised prior to the files being supplied to Sensis.

## Index

General Information	2
Using This Document	3
Display Ad Sizes	4
Mandatory Information	5
Text Sizes & Fonts	6
Colour Information	7
Image Information	8
File Formats	9
Mobile (QR) Codes	10
Artwork in Trade Ads	11
Art Requirements at a Glance	12

## BLACK ADVERTISEMENTS

Only tints of Black (K) allowed (no CMYK / Rich Blacks).

## SPOT COLOUR ADVERTISEMENTS

The standard Yellow Pages Book colours of **BLUE, RED, GREEN & BLACK** are the only colours available in standard spot colour products.

Spot products appear on the Yellow Pages yellow paper background.

- Tints (Eg. 40% Blue) of each colour may be used, but densities below 20% are not recommended
  - Colours in spot products cannot be mixed to create more colours
  - Colours may not flow to each other in a gradient without a white segment in between
  - Yellow Pages Yellow background will be inserted at the printing stage.
- Do not include it in your artwork.

## KNOCKOUT ADVERTISEMENTS

The standard Yellow Pages Book colours of **BLUE, RED, GREEN, YELLOW & BLACK** are the only colours available in standard knockout colour products. Knockout products appear on a white background.

- Tints (Eg. 40% Blue) of each colour may be used, but densities below 20% are not recommended
- Colours in knockout products cannot be mixed to create more colours
- Colours may not flow to each other in a gradient without a white segment in between

## PROCESS COLOUR ADVERTISEMENTS

Process colours allow use of full colour photos & custom colours.

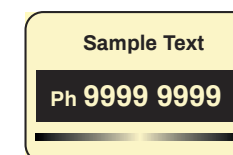
- Only CMYK values should be used - other gamuts should not
- Pantone colours will be converted to corresponding CMYK values therefore colour will vary when printed
- Total ink weight of a colour must NOT exceed a level of 220%

## SUPPLYING A COMPOSITE PROOF EXAMPLE OF ADVERTISEMENTS AND/OR ARTWORK

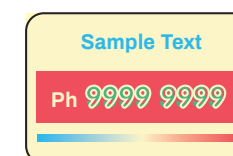
When supplying electronic artwork or advertisements files, a composite proof accurately depicting the finished advert or artwork must be supplied in conjunction with all electronic files, ideally as JPG, PDF or PNG format.

This enables comparison between the composite proof and supplied electronic artwork confirming that the correct file has been supplied and corruption has not occurred in transit.

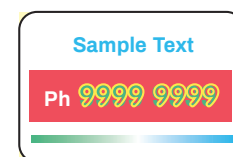
### Black Products



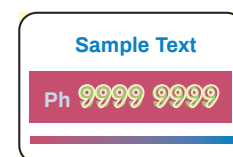
### Spot Products



### knockout Products



### Process Products



SPOT & KNOCKOUT COLOUR MATRIX

SPOT COLOUR	Cyan (C)	Magenta (M)	Yellow (Y)	Black (K)
BLUE	100%	0%	0%	0%
GREEN	100%	0%	80%	0%
RED	0%	100%	80%	0%
YELLOW	0%	0%	100%	0%
BLACK	0%	0%	0%	100%

## Index

General Information	2
Using This Document	3
Display Ad Sizes	4
Mandatory Information	5
Text Sizes & Fonts	6
Colour Information	7
Image Information	8
File Formats	9
Mobile (QR) Codes	10
Artwork in Trade Ads	11
Art Requirements	12

## VECTOR BASED IMAGE REQUIREMENTS

- Save files as EPS or PDF format
- Artwork must be saved as CMYK
- All transparencies must be flattened
- All text must be converted to outlines/curves/paths
- All overprinting must be removed
- Linked/embedded images in vector based art must meet the Pixel Based Image Requirements below
- A copy of the original image must also be supplied as a separate file

## PIXEL BASED IMAGE REQUIREMENTS

- We prefer files to be saved with layers
- Artwork must be saved as CMYK
- When possible supply the file at the correct image/ad size
- Resolution DPI - 200dpi (images without text) - 400dpi (images containing text/copy/logo)
- Photoshop File Compression, only LZW compression is to be used
- Yellow Pages Yellow background will be inserted at the printing stage. Do not include it in the artwork

## USE OF INTERNET REFERENCE MATERIAL FOR PRINT PRODUCTS

- Internet photos/material can't be sourced without permission from the copyright holder
- Web images are set at resolution too low for print reproduction unless they are 4 times the physical size they are to be printed at

## HARDCOPY (PHYSICAL) REFERENCES

While the majority of art supplied is digitally based, supplying physical or hardcopy advert/artwork references is at times acceptable. Where possible, supply original master art, otherwise supply the highest quality copy or printed original of the reference available. Hardcopy references should be provided to Yellow Pages Media Sales Advisor.

## SUPPLYING A COMPOSITE PROOF EXAMPLE OF ADVERTISEMENTS AND/OR ARTWORK

When supplying electronic artwork or advertisements files, a composite proof accurately depicting the finished advert or artwork must be supplied in conjunction with all electronic files, ideally as JPG, PDF or PNG format. This enables comparison between the composite proof and supplied electronic artwork confirming that the correct file has been supplied and corruption has not occurred in transit.

## COMMON VECTOR ARTWORK PROGRAMS

Illustrator

InDesign

QuarkXpress

Freehand

CorelDRAW

## COMMON PIXEL ARTWORK PROGRAMS

PhotoShop

## Pixel Image Resolution (Dots per Inch / DPI) Requirements

IMAGE TYPE	RESOLUTION (DPI)
Images with Text (Greyscale & Colour)	400dpi
Images without Text (Greyscale & Colour)	200dpi
Line Art (Black & White)	1200dpi



## Index

General Information	2
Using This Document	3
Display Ad Sizes	4
Mandatory Information	5
Text Sizes & Fonts	6
Colour Information	7
Image Information	8
<b>File Formats</b>	<b>9</b>
Mobile (QR) Codes	10
Artwork in Trade Ads	11
Art Requirements at a Glance	12

### ACCEPTABLE FILE FORMATS

Sensis uses Photoshop & Illustrator. Sensis accepts artwork created on Windows or Mac, using graphic industry standard software saved in the following formats: PDF, AI, EPS, PSD, TIFF, JPG and RAW.

### PDF FILE SETTINGS

Please use the following settings when producing a PDF advert:

- No security settings or password protection
- All text must be converted to outlines/curves/paths
- Acrobat 6 (PDF 1.5) compatible with all editing capabilities preserved
- Colour and Greyscale Bitmap images to an average downloading sample of 400dpi
- 8bit Zip Compression
- Supply a composite proof depicting how your art should appear - See "SUPPLYING A COMPOSITE PROOF EXAMPLE..." below

### FILE COMPRESSION

Reducing your files into compressed folders enables you to send larger file sizes over email.

The following format is accepted: **ZIP**

### SUPPLYING A COMPOSITE PROOF EXAMPLE OF ADVERTISEMENTS AND/OR ARTWORK

When supplying electronic artwork or advertisements files, a composite proof accurately depicting the finished advert or artwork must be supplied in conjunction with all electronic files, ideally as JPG, PDF or PNG format.

This enables comparison between the composite proof and supplied electronic artwork confirming that the correct file has been supplied and corruption has not occurred in transit.

### MICROSOFT OFFICE & OTHER FILE FORMATS

Microsoft Office software is not designed to create files suitable for professional printing. Any file formats other than the one we've listed can only be used as a template or as a rough guide for layout.

Substantial changes can occur when the ad is reset by a Yellow Pages Advertising Artist.

### PUBLISHER FILES

Publisher Files will be rejected and can not be used in any format. Please create a PDF of any publisher file before supplying artwork.

FILE FORMATS	SOFTWARE COMPATIBILITY
PDF, AI & EPS	Illustrator Compatible
PDF, TIFF, JPG, PSD & RAW	Photoshop Compatible

## Index

General Information	2
Using This Document	3
Display Ad Sizes	4
Mandatory Information	5
Text Sizes & Fonts	6
Colour Information	7
Image Information	8
File Formats	9
<b>Mobile (QR) Codes</b>	<b>10</b>
Artwork in Trade Ads	11
Art Requirements at a Glance	12


A Mobile Code is a unique two dimensional barcode graphic designed to be used with a compatible mobile phone. By scanning a Mobile Code in a Yellow Pages Book Display Ads with the camera on a compatible mobile phone, users can access information such as mobile websites and other content.

### MOBILE CODES IN DISPLAY ADS

- Must be supplied as a **single ink black** (no CYMK / Rich Blacks) on a white background.
- Must disclose any applicable charges e.g. '**Data charges may apply**'. This disclaimer is to be located below the Mobile Code.
- Only available for **Size 3** or above Display Ads.
- Only one Mobile Code is permitted to be included in each ad.

### SIZE REQUIREMENTS


- Each module within a Mobile Code must be .75mm or greater and a white space of no less than four times the size of the smallest module must surround the perimeter of the Mobile Code.  
Eg. If the smallest module within a Mobile Code is .75mm then a white space of 3.0mm must surround the code.
- No text is to be included in this white space. In addition, it is recommended that the Mobile Code is not surrounded by a border.
- Mobile Codes that do not meet these specifications may not scan correctly when printed.



### Specifications

Mobile Codes - Sizes	
Yellow Pages® Books	
Minimum Module Size	.75mm
Minimum White Space	3mm

### Examples of QR codes NOT ALLOWED



Colour QR code    QR code with logo

## Index

General Information	2
Using This Document	3
Display Ad Sizes	4
Mandatory Information	5
Text Sizes & Fonts	6
Colour Information	7
Image Information	8
File Formats	9
Mobile (QR) Codes	10
Artwork in Trade Ads	11
Art Requirements at a Glance	12


## Art Sizes

Product
Custom Trade Mark (Logo Area)
Standard Trade Mark Header <b>LOGO OPTION 1</b>
Standard Trade Mark Header <b>LOGO OPTION 2</b>
Standard Trade Mark Header <b>LOGO OPTION 3</b>

### Supply Artwork Sizes At:

Width (mm)	Height (mm)
36	25
25	10
20	16
10	20

### CUSTOM TRADE MARK



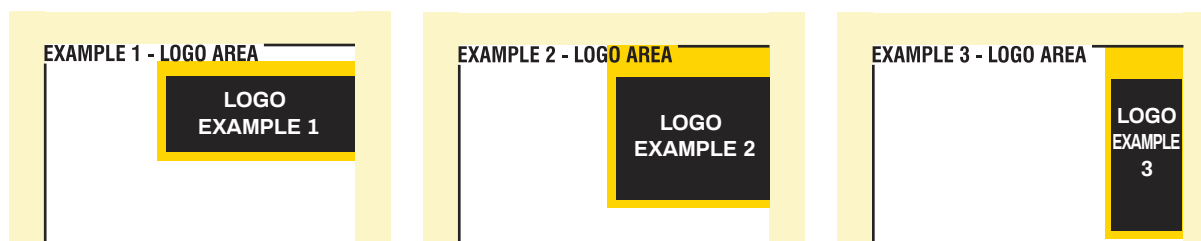
### FOREIGN LANGUAGES

Lines of text in a foreign language are scanned in as art pieces and are to be inserted during setting of the ad by the Yellow Pages Advertising Artist.

The use of foreign languages in copy matter is acceptable under the following conditions:

- The name, address and telephone number of the customer appears in English
- At least 50% of the overall copy matter of the entry or advertisement is in English
- Suitable artwork and/or text is supplied by the customer where the characters are unable to be set
- Translation of the foreign language is provided by the customer prior to acceptance

### STANDARD TRADE MARK HEADER



**NOTE:** Black area is logo space, yellow dark area around logos is a clear space that MUST remain free of text. There are three different options for standard trade mark header ads. Send in the artwork at the size that best suits the logo.

# Yellow Pages Book - Art Requirements at a Glance



## Index

General Information	2
Using This Document	3
Display Ad Sizes	4
Mandatory Information	5
Text Sizes & Fonts	6
Colour Information	7
Image Information	8
File Formats	9
Mobile (QR) Codes	10
Artwork in Trade Ads	11
Art Requirements at a Glance	12

## Display Ad Sizes

DISPLAY ADS		
SIZE	WIDTH	HEIGHT
1 Unit	40.2mm	55.0mm
2 Unit	82.9mm	55.0mm
3 Unit	Product Discontinued	Product Discontinued
4 Unit	82.9mm	112.9mm
6 Unit	Product Discontinued	Product Discontinued
8 Unit	168.3mm	112.9mm
12 Unit	Product Discontinued	Product Discontinued
16 Unit	168.3mm	228.6mm
TARGET ADS		
SIZE	WIDTH	HEIGHT
1 Unit	40.2mm	39.2mm
2 Unit	40.2mm	51.9mm
3 Unit	40.2mm	72.3mm
4 Unit	40.2mm	103.7mm

See Page 4 for details

## Spot Colour Matrix

SPOT COLOUR	CYAN (C)	MAGENTA (M)	YELLOW (Y)	BLACK (K)
BLUE	100%	0%	0%	0%
GREEN	100%	0%	80%	0%
RED	0%	100%	80%	0%
YELLOW	0%	0%	100%	0%
BLACK	0%	0%	0%	100%

See Page 7 for details

## Display Ad Text Sizes

ARTWORK TEXT MINIMUM	
	SIZE (POINTS)
Black text on a white background or the Yellow Pages® yellow background	6 regular
Black text on coloured background	7 medium
White text on a black background	7 medium
Coloured (incl. grey) Text (any background - must be legible)	7 medium
White text on coloured background	7 medium
All 'fine' and 'light' font weights	10 light/fine
All script fonts	9 regular

See Page 6 for details

## Image Resolutions

IMAGE Type	RESOLUTION
Images with Text (Greyscale & Colour)	400dpi
Images without Text (Greyscale & Colour)	200dpi
Line Art (Black & White)	1200dpi

See Page 8 for details

This page offers a brief summary of Yellow Pages Book Display Ad art requirements. To ensure the usability of your artwork, please refer to the detailed sections throughout this document.

## YELLOW PAGES CALL TRACKING

If the advert is part of the Yellow Pages Call Tracking Program, phone numbers in the advert are replaced with ones provided by Sensis. Calls to these numbers are counted via the Call Tracking Program and the totals are reported within the My Reporting tab in myAccount.

## MANDATORY INFORMATION

**NOTE:** In most cases all Display Ads\* need to have;

- Registered business name or trading name
- At least 1 (one) phone number
- The address where the business is physically located

\*Some exceptions apply.